

Scaled data based on original data using
LM-79-08 Approved Method: Electrical and Photometric Measurements of Solid-
State Lighting Products

Test Report Prepared for
Cooper Lighting Solutions
(formerly Eaton)

Brand: McGRAW-EDISON

Report Number: P271773

Luminaire Tested: **ISW-AF-600-LED-E1-SL3-7027**

Issue Date: 3/3/2020

Test Information

Test Method: LM-79-08
Report Number: P271773
TEST IS SCALED FROM IESNA LM-79-08 TEST DATA (P35946)
Test Lab: INNOVATION CENTER-P3
Issue Date: 3/3/2020
Manufacturer: COOPER LIGHTING SOLUTIONS (FORMERLY EATON)
Product Line: MCGRAW-EDISON
Catalog Number: ISW-AF-600-LED-E1-SL3-7027
Description: IMPACT ELITE LED WEDGE LUMINAIRE
LIGHT SQUARE WITH ACCULED OPTICS-TYPE III W/SPILL CONTROL
Light Source: (16) 2700K CCT, 70 CRI LEDs
Ballast/Driver: ELECTRONIC DRIVER

Summary

Lumens per Lamp: N/A
Luminaire Lumens: 3365.8 lumens
Efficiency: N/A
Efficacy: 99.9 lumens/watt
Luminous Opening: Rectangular (W 0.5' x L: 0.5' x H: 0')
IES Classification: Type II - Short - Semi-Cutoff
BUG Rating: B1 - U1 - G1

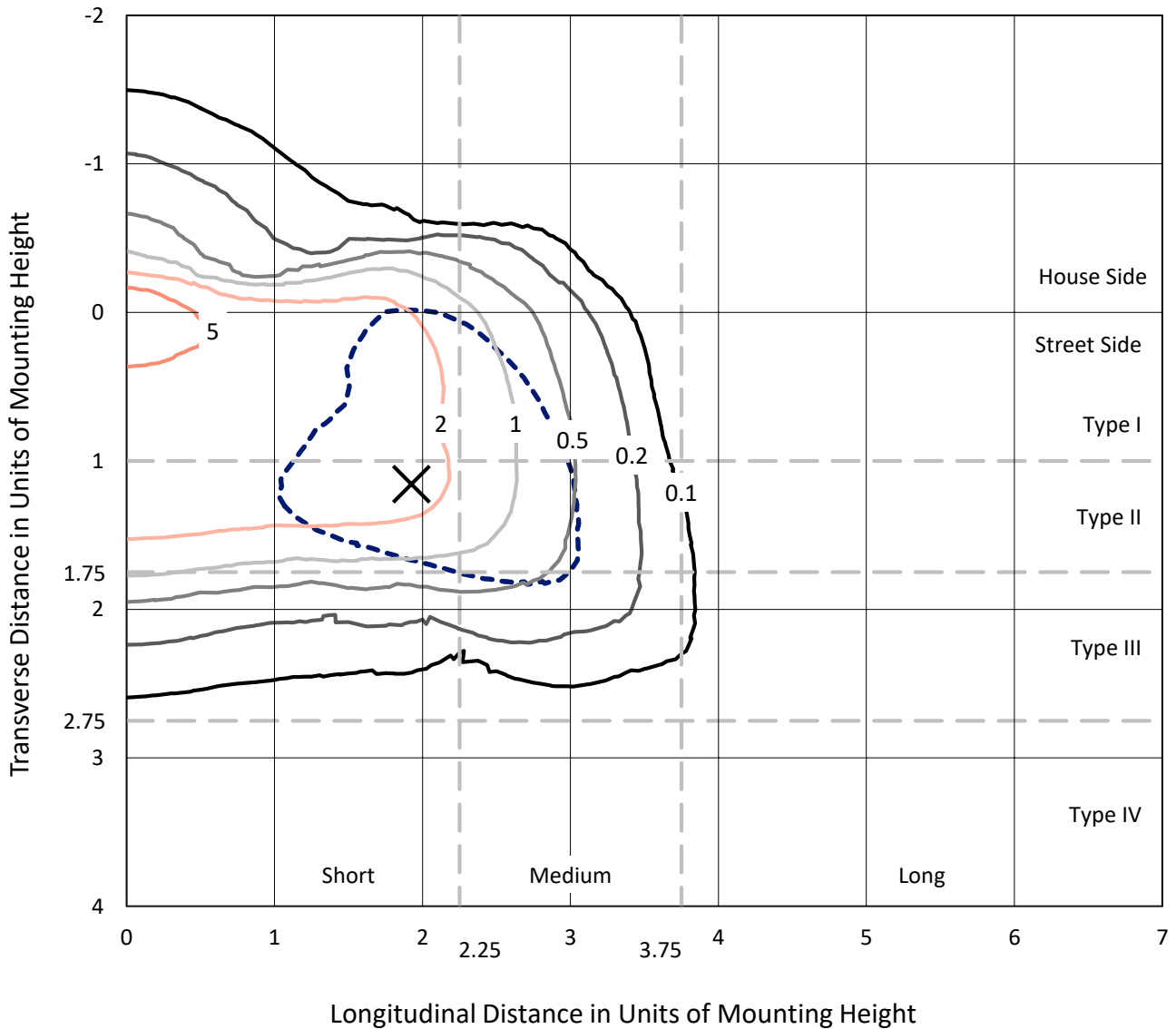
Input Watts (W): 33.7
Input Voltage (V): 120
Input Current (Ain): NR
Voltage Rise (V): NR
Power Factor: NR
Total Harmonic Distortion (THDi): NR
Frequency (hertz): 60
Stabilization Time: NR
Operation Time: NR
Ambient Temperature (°C): NR
Test Distance: 25 FT



REPORT NUMBER: P271773
 CATALOG NUMBER: ISW-AF-600-LED-E1-SL3-7027

Iso-Footcandle Lines of Horizontal Illumination

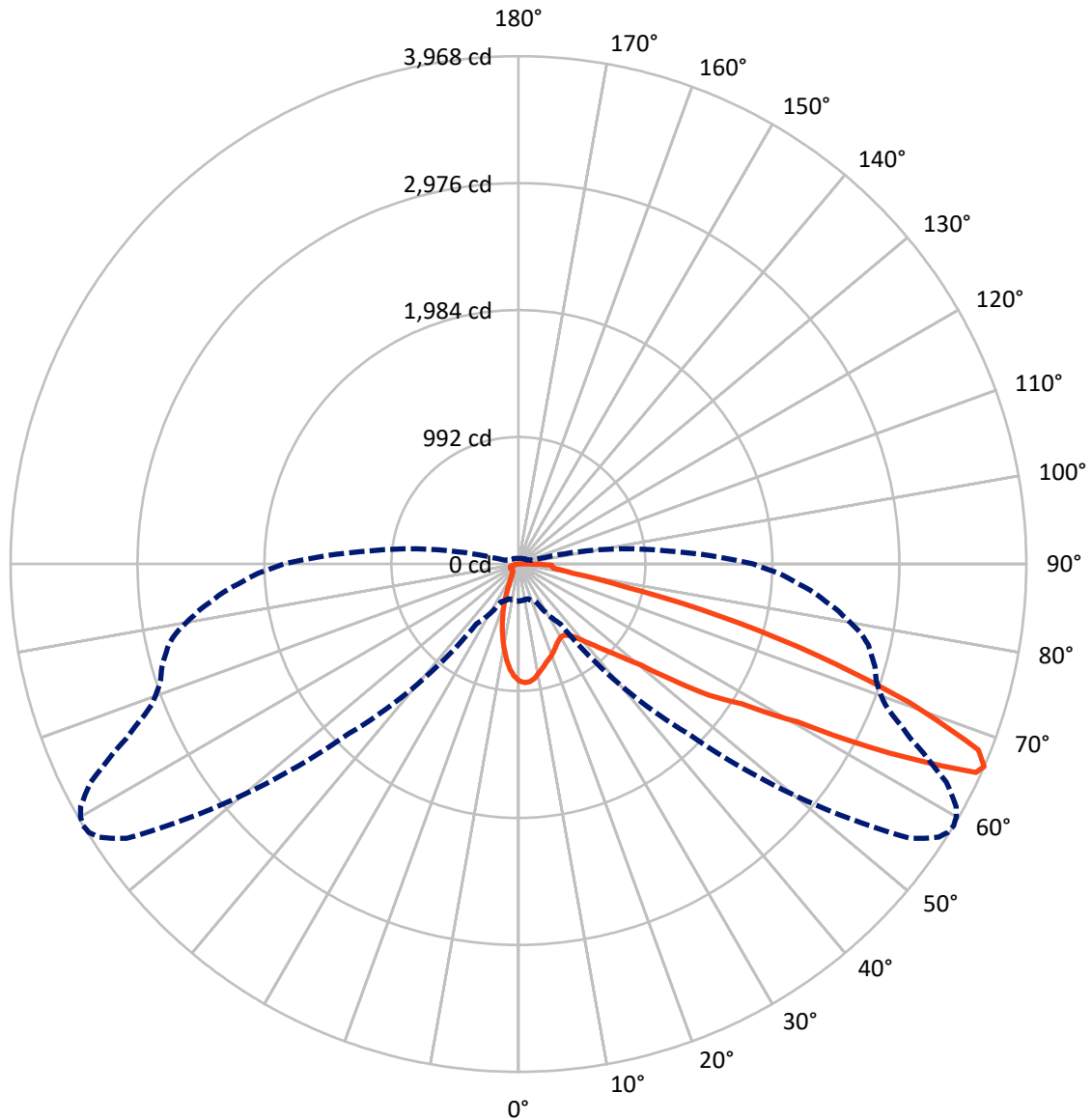
✕ Max cd
 - - - 1/2 Max cd



Based on 10 foot mounting height. Maximum calculated value = 9.1 fc
 Type II - Short - Semi-Cutoff

REPORT NUMBER: P271773
CATALOG NUMBER: ISW-AF-600-LED-E1-SL3-7027

Luminous Intensity Polar Plot



— Vertical Plane Through 59-Deg Lateral - - - Horizontal Cone Through 66-Deg Vertical

REPORT NUMBER: P271773

CATALOG NUMBER: ISW-AF-600-LED-E1-SL3-7027

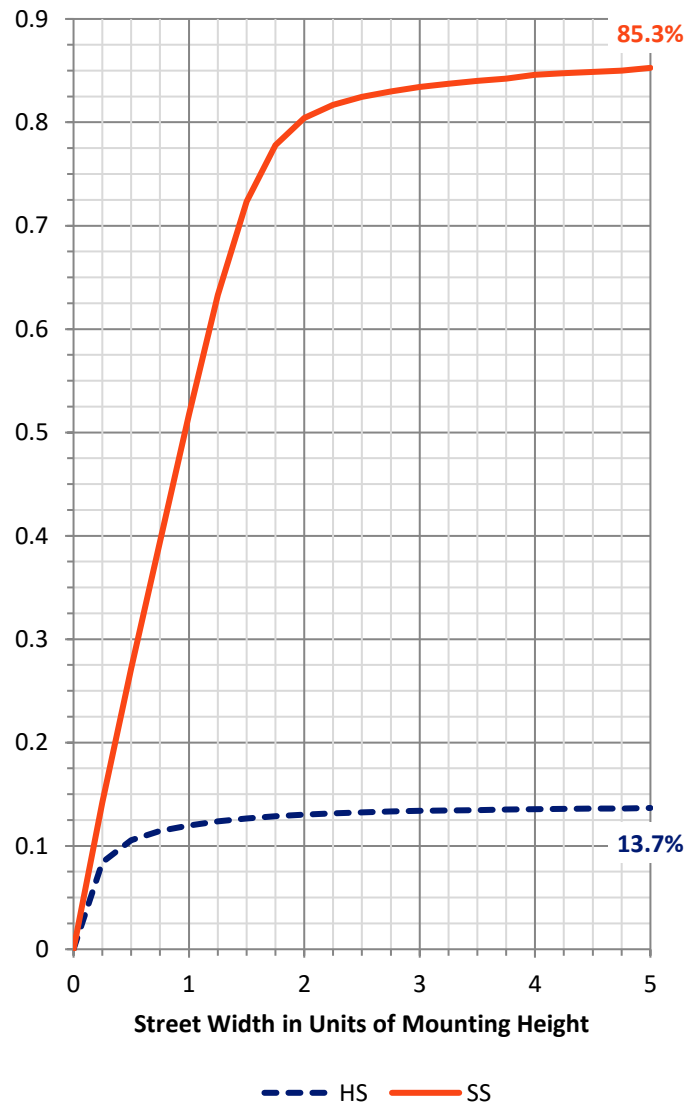
FLUX DISTRIBUTION:

		Downward	Upward	Total
House Side	Lumens	467.0	0.2	467.2
	% Fixture	13.9	0.0	13.9
Street Side	Lumens	2897.4	1.2	2898.6
	% Fixture	86.1	0.0	86.1
Total	Lumens	3364.4	1.4	3365.8
	% Fixture	100.0	0.0	100.0

ZONAL LUMENS:

Zone	Lumens	% Fixture
0°-10°	77.9	2.3
10°-20°	164.7	4.9
20°-30°	206.5	6.1
30°-40°	282.6	8.4
40°-50°	454.6	13.5
50°-60°	789.9	23.5
60°-70°	959.7	28.5
70°-80°	358.0	10.6
80°-90°	70.4	2.1
90°-100°	1.4	0.0
100°-110°	0.0	0.0
110°-120°	0.0	0.0
120°-130°	0.0	0.0
130°-140°	0.0	0.0
140°-150°	0.0	0.0
150°-160°	0.0	0.0
160°-170°	0.0	0.0
170°-180°	0.0	0.0
0°-90°	3364.4	100.0
0°-180°	3365.8	100.0

Coefficient of Utilization



REPORT NUMBER: P271773

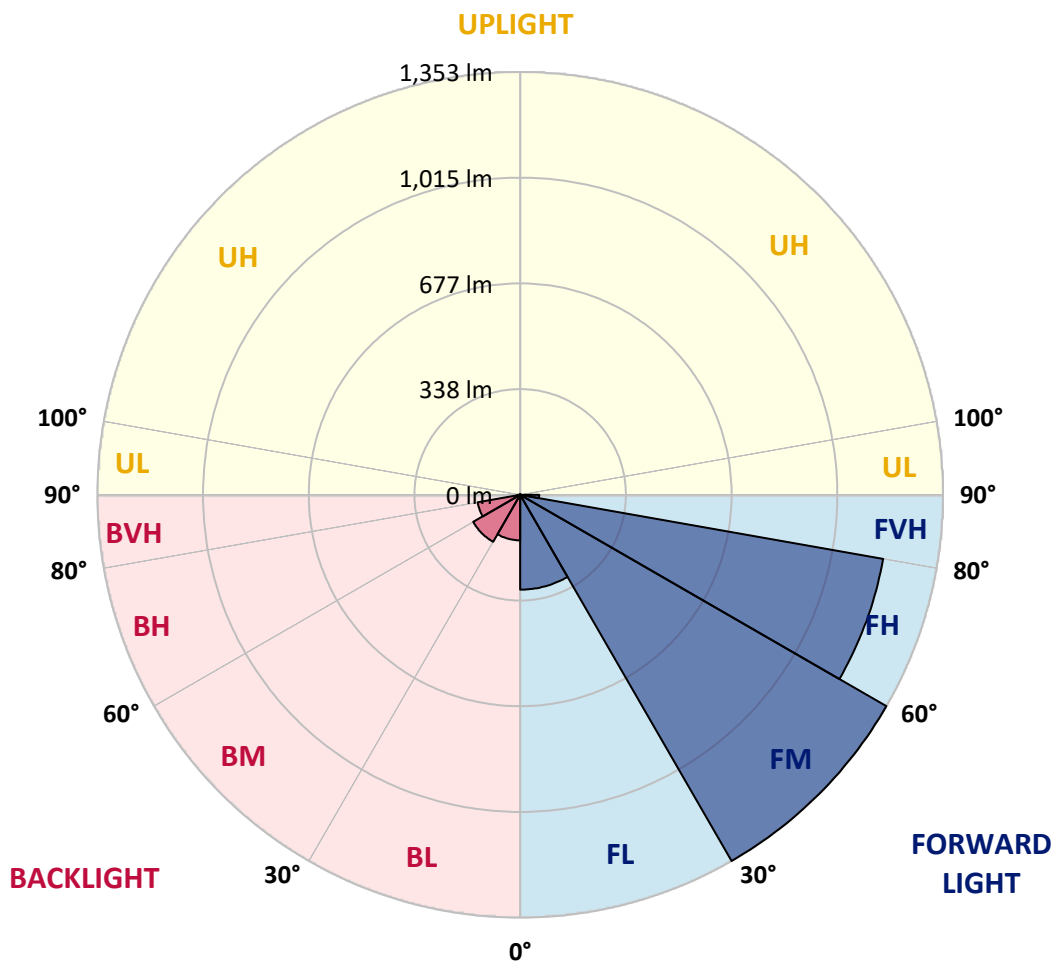
CATALOG NUMBER: ISW-AF-600-LED-E1-SL3-7027

LUMINAIRE CLASSIFICATION SYSTEM LUMEN TABLE AND BUG RATING:

Zone		Lumens	% Fixture	Zone Rating/Lumen Limit		
				B	U	G
FL	(0°-30°)	303.5	9.0			
FM	(30°-60°)	1353.4	40.2			
FH	(60°-80°)	1179.7	35.0			G1/1800
FVH	(80°-90°)	60.8	1.8			G1/100
BL	(0°-30°)	145.6	4.3	B1/500		
BM	(30°-60°)	173.6	5.2	B0/220		
BH	(60°-80°)	138.1	4.1	B1/500		G1/500
BVH	(80°-90°)	9.7	0.3			G0/10
UL	(90°-100°)	1.4	0.0		U1/10	
UH	(100°-180°)	0.2	0.0		U1/10	

BUG Rating: B1-U1-G1

Type II Short





REPORT NUMBER: P271773

CATALOG NUMBER: ISW-AF-600-LED-E1-SL3-7027

CANDELA DISTRIBUTION (FULL):

	0°	5°	15°	25°	35°	45°	55°	56°	57°	58°	59°
0°	914.4	914.4	914.4	914.4	914.4	914.4	914.4	914.4	914.4	914.4	914.4
2.5°	938.1	935.0	940.7	938.7	940.2	932.4	930.9	929.4	930.4	928.8	928.8
5°	915.9	914.4	921.1	924.7	927.8	926.8	926.2	926.2	926.8	923.2	923.6
7.5°	851.0	849.9	859.2	865.9	880.9	889.6	901.0	901.4	902.5	901.0	904.1
10°	781.7	784.8	793.1	803.9	826.1	839.6	861.3	865.3	867.0	867.4	867.9
12.5°	715.7	712.6	723.0	743.5	773.5	795.2	822.6	824.6	827.2	830.8	834.4
15°	656.9	660.5	668.8	690.4	721.9	752.4	787.9	790.0	795.2	798.2	803.4
17.5°	616.7	616.7	625.8	646.2	675.4	714.2	759.1	762.8	766.8	770.9	776.7
20°	596.6	596.6	600.2	612.0	637.8	675.0	729.2	733.3	740.6	745.1	752.9
22.5°	594.9	594.5	593.9	596.6	612.0	640.9	697.2	702.8	709.0	716.3	723.0
25°	611.5	613.0	606.9	602.8	604.3	617.7	666.7	669.8	681.6	686.3	694.6
27.5°	635.2	637.8	632.7	626.5	617.1	608.4	640.9	646.2	653.8	661.5	671.8
30°	669.2	668.8	668.2	664.2	646.2	618.8	633.1	636.8	643.5	649.7	658.5
32.5°	705.9	710.0	713.2	711.1	692.5	646.2	643.9	647.0	653.2	656.9	662.6
35°	753.4	755.5	767.3	767.3	748.7	695.1	674.4	677.1	680.2	681.6	685.8
37.5°	805.5	812.8	830.2	840.6	811.7	755.9	722.5	722.5	723.9	725.0	727.5
40°	865.9	876.2	900.6	920.0	901.4	831.8	785.4	790.0	788.5	786.5	792.0
42.5°	936.0	947.4	976.9	995.4	984.5	923.2	870.0	867.0	871.5	865.3	867.4
45°	1017.6	1026.3	1056.2	1075.9	1084.6	1035.2	980.9	974.8	974.8	961.4	967.0
47.5°	1090.9	1093.5	1122.3	1156.9	1185.3	1186.3	1109.9	1105.8	1096.0	1087.3	1085.2
50°	1159.0	1166.7	1185.3	1223.0	1282.3	1333.9	1287.5	1274.5	1263.7	1231.3	1241.1
52.5°	1277.2	1292.1	1304.0	1326.7	1396.9	1501.7	1558.9	1538.8	1536.2	1506.7	1500.1
55°	1299.4	1300.8	1340.1	1471.2	1636.4	1711.6	1821.5	1821.0	1829.3	1820.1	1811.3
57.5°	1195.1	1182.7	1248.3	1421.1	1753.0	2139.9	2106.3	2110.0	2099.2	2070.9	2062.0
60°	930.9	941.2	1011.9	1232.3	1668.8	2416.5	2638.0	2572.4	2619.4	2545.5	2505.8
62.5°	523.7	511.9	559.8	791.6	1368.9	2431.0	3361.9	3369.1	3391.8	3350.6	3253.5
65°	338.0	332.8	328.2	400.5	820.5	2126.6	3762.3	3851.0	3904.2	3926.0	3927.5
66°	290.5	286.4	280.7	327.7	571.7	1873.7	3736.5	3831.5	3916.1	3956.3	3968.3
67.5°	247.1	240.9	239.9	271.4	397.9	1453.6	3490.4	3639.6	3714.3	3818.5	3875.4
70°	188.8	185.8	195.0	234.3	305.4	684.3	2781.3	2975.9	3104.9	3186.5	3239.1
72.5°	158.4	157.5	170.3	214.2	289.5	388.1	1947.0	2155.9	2290.6	2368.5	2440.8
75°	123.9	124.9	141.9	204.4	288.0	338.0	1131.1	1330.3	1408.7	1531.6	1625.4
77.5°	92.9	91.9	105.3	165.1	280.7	342.6	587.7	670.3	756.6	819.0	841.6
80°	64.9	66.0	75.4	113.5	218.7	352.5	366.4	385.5	403.5	423.6	427.9
82.5°	43.4	43.8	55.8	78.0	151.7	336.4	342.2	333.3	319.3	301.9	282.8
85°	26.3	27.4	39.7	52.6	117.7	304.4	354.0	330.8	309.6	286.4	263.1
87.5°	13.5	14.9	23.7	30.9	69.7	150.2	368.5	351.3	322.5	286.9	261.0
90°	3.6	3.6	5.2	7.7	13.9	30.5	92.9	83.6	41.8	79.5	39.3
92.5°	0.0	0.0	0.0	0.0	0.0	0.0	0.0	0.0	0.0	0.0	0.0
95°	0.0	0.0	0.0	0.0	0.0	0.0	0.0	0.0	0.0	0.0	0.0
97.5°	0.0	0.0	0.0	0.0	0.0	0.0	0.0	0.0	0.0	0.0	0.0
100°	0.0	0.0	0.0	0.0	0.0	0.0	0.0	0.0	0.0	0.0	0.0
102.5°	0.0	0.0	0.0	0.0	0.0	0.0	0.0	0.0	0.0	0.0	0.0
105°	0.0	0.0	0.0	0.0	0.0	0.0	0.0	0.0	0.0	0.0	0.0
107.5°	0.0	0.0	0.0	0.0	0.0	0.0	0.0	0.0	0.0	0.0	0.0



REPORT NUMBER: P271773

CATALOG NUMBER: ISW-AF-600-LED-E1-SL3-7027

CANDELA DISTRIBUTION (continued):

	0°	5°	15°	25°	35°	45°	55°	56°	57°	58°	59°
110°	0.0	0.0	0.0	0.0	0.0	0.0	0.0	0.0	0.0	0.0	0.0
112.5°	0.0	0.0	0.0	0.0	0.0	0.0	0.0	0.0	0.0	0.0	0.0
115°	0.0	0.0	0.0	0.0	0.0	0.0	0.0	0.0	0.0	0.0	0.0
117.5°	0.0	0.0	0.0	0.0	0.0	0.0	0.0	0.0	0.0	0.0	0.0
120°	0.0	0.0	0.0	0.0	0.0	0.0	0.0	0.0	0.0	0.0	0.0
122.5°	0.0	0.0	0.0	0.0	0.0	0.0	0.0	0.0	0.0	0.0	0.0
125°	0.0	0.0	0.0	0.0	0.0	0.0	0.0	0.0	0.0	0.0	0.0
127.5°	0.0	0.0	0.0	0.0	0.0	0.0	0.0	0.0	0.0	0.0	0.0
130°	0.0	0.0	0.0	0.0	0.0	0.0	0.0	0.0	0.0	0.0	0.0
132.5°	0.0	0.0	0.0	0.0	0.0	0.0	0.0	0.0	0.0	0.0	0.0
135°	0.0	0.0	0.0	0.0	0.0	0.0	0.0	0.0	0.0	0.0	0.0
137.5°	0.0	0.0	0.0	0.0	0.0	0.0	0.0	0.0	0.0	0.0	0.0
140°	0.0	0.0	0.0	0.0	0.0	0.0	0.0	0.0	0.0	0.0	0.0
142.5°	0.0	0.0	0.0	0.0	0.0	0.0	0.0	0.0	0.0	0.0	0.0
145°	0.0	0.0	0.0	0.0	0.0	0.0	0.0	0.0	0.0	0.0	0.0
147.5°	0.0	0.0	0.0	0.0	0.0	0.0	0.0	0.0	0.0	0.0	0.0
150°	0.0	0.0	0.0	0.0	0.0	0.0	0.0	0.0	0.0	0.0	0.0
152.5°	0.0	0.0	0.0	0.0	0.0	0.0	0.0	0.0	0.0	0.0	0.0
155°	0.0	0.0	0.0	0.0	0.0	0.0	0.0	0.0	0.0	0.0	0.0
157.5°	0.0	0.0	0.0	0.0	0.0	0.0	0.0	0.0	0.0	0.0	0.0
160°	0.0	0.0	0.0	0.0	0.0	0.0	0.0	0.0	0.0	0.0	0.0
162.5°	0.0	0.0	0.0	0.0	0.0	0.0	0.0	0.0	0.0	0.0	0.0
165°	0.0	0.0	0.0	0.0	0.0	0.0	0.0	0.0	0.0	0.0	0.0
167.5°	0.0	0.0	0.0	0.0	0.0	0.0	0.0	0.0	0.0	0.0	0.0
170°	0.0	0.0	0.0	0.0	0.0	0.0	0.0	0.0	0.0	0.0	0.0
172.5°	0.0	0.0	0.0	0.0	0.0	0.0	0.0	0.0	0.0	0.0	0.0
175°	0.0	0.0	0.0	0.0	0.0	0.0	0.0	0.0	0.0	0.0	0.0
177.5°	0.0	0.0	0.0	0.0	0.0	0.0	0.0	0.0	0.0	0.0	0.0
180°	0.0	0.0	0.0	0.0	0.0	0.0	0.0	0.0	0.0	0.0	0.0



REPORT NUMBER: P271773

CATALOG NUMBER: ISW-AF-600-LED-E1-SL3-7027

CANDELA DISTRIBUTION (continued):

	60°	61°	62°	63°	64°	65°	66°	67°	68°	69°	70°
0°	914.4	914.4	914.4	914.4	914.4	914.4	914.4	914.4	914.4	914.4	914.4
2.5°	928.3	929.4	928.3	926.8	928.3	926.8	926.2	925.7	926.2	925.3	924.7
5°	923.6	924.7	924.7	921.6	921.1	923.2	920.0	921.1	920.0	919.1	917.0
7.5°	901.4	902.0	902.5	900.6	902.0	902.0	901.0	901.0	899.9	900.6	898.3
10°	870.5	872.6	874.7	873.6	873.2	877.7	875.7	877.3	877.3	875.7	876.2
12.5°	837.0	840.6	843.1	843.1	845.2	850.4	849.9	851.0	855.1	855.1	853.5
15°	806.0	809.6	813.8	816.9	821.1	824.6	827.2	831.3	833.4	833.4	836.0
17.5°	781.7	786.9	791.6	793.1	798.9	805.0	806.6	811.7	814.9	816.4	819.4
20°	758.0	763.6	769.4	774.6	779.7	786.9	790.6	793.7	798.9	801.8	806.6
22.5°	730.1	738.9	746.1	752.4	761.1	767.3	774.6	779.7	785.8	790.6	794.1
25°	703.8	715.7	725.5	731.7	743.5	752.4	761.1	768.9	776.7	783.3	788.5
27.5°	679.6	693.0	704.9	714.7	727.5	741.6	750.4	763.2	773.5	782.9	789.0
30°	667.7	679.1	691.4	702.8	715.7	733.3	747.7	764.2	777.1	789.0	798.2
32.5°	670.3	680.6	691.4	701.3	714.7	734.4	749.3	768.4	787.5	802.9	814.9
35°	691.0	700.3	707.4	716.3	728.1	743.1	759.1	779.2	802.9	823.6	839.1
37.5°	734.4	736.9	744.1	750.8	757.0	770.9	785.8	802.9	830.2	852.0	873.6
40°	787.9	794.7	801.4	804.5	811.7	820.5	827.2	845.2	869.5	897.9	921.6
42.5°	867.9	870.5	871.5	872.6	875.2	881.3	891.2	907.6	931.5	956.8	983.0
45°	957.8	960.8	963.9	965.5	961.8	965.5	975.8	983.6	1006.8	1030.4	1064.0
47.5°	1082.1	1072.8	1068.2	1074.4	1071.3	1079.0	1083.6	1088.3	1116.1	1144.5	1173.0
50°	1241.5	1235.9	1228.6	1229.2	1234.8	1229.7	1232.7	1249.8	1259.2	1282.8	1320.5
52.5°	1496.5	1478.9	1451.6	1439.7	1446.5	1442.3	1443.8	1447.5	1441.2	1463.5	1495.5
55°	1811.3	1788.5	1770.5	1760.2	1722.1	1718.9	1693.6	1684.3	1664.2	1685.3	1678.1
57.5°	2035.6	2021.3	2011.9	1981.0	1963.4	1928.4	1918.0	1905.7	1877.7	1891.7	1904.1
60°	2469.2	2417.6	2400.0	2345.8	2327.8	2294.2	2251.4	2230.2	2215.8	2229.2	2221.0
62.5°	3192.7	3120.9	3107.0	2978.5	2947.0	2869.5	2789.1	2778.3	2732.8	2704.4	2697.8
65°	3899.0	3796.3	3719.5	3579.2	3484.2	3373.8	3251.0	3161.1	3068.8	3022.3	2960.9
66°	3951.7	3911.0	3833.6	3751.5	3613.3	3492.4	3353.1	3256.1	3152.4	3070.9	3018.2
67.5°	3861.9	3840.3	3812.9	3757.3	3670.5	3558.0	3425.9	3302.0	3177.1	3081.2	2997.0
70°	3264.4	3288.1	3319.1	3304.7	3255.1	3211.2	3094.6	3025.4	2931.5	2805.7	2754.0
72.5°	2464.1	2527.5	2505.8	2424.3	2386.1	2355.6	2313.3	2267.0	2132.1	2116.8	2055.8
75°	1585.1	1564.1	1578.1	1478.9	1411.3	1383.5	1282.8	1241.5	1140.4	1074.9	1024.9
77.5°	835.4	794.1	762.1	675.0	612.6	575.8	526.9	469.1	380.3	375.1	294.1
80°	387.5	356.1	327.2	296.7	266.3	226.0	196.1	160.0	141.4	121.3	113.0
82.5°	263.1	243.0	225.6	205.4	182.2	154.3	133.1	113.0	96.5	86.7	78.9
85°	238.4	216.7	197.1	171.8	147.6	124.3	101.7	84.1	68.6	59.8	54.7
87.5°	231.8	204.8	184.2	156.8	133.1	109.4	87.8	68.1	53.2	43.4	37.2
90°	29.5	31.5	22.6	21.6	9.3	11.9	8.7	5.2	5.7	4.1	4.6
92.5°	0.0	0.0	0.0	0.0	0.0	0.0	0.0	0.0	0.0	0.0	0.0
95°	0.0	0.0	0.0	0.0	0.0	0.0	0.0	0.0	0.0	0.0	0.0
97.5°	0.0	0.0	0.0	0.0	0.0	0.0	0.0	0.0	0.0	0.0	0.0
100°	0.0	0.0	0.0	0.0	0.0	0.0	0.0	0.0	0.0	0.0	0.0
102.5°	0.0	0.0	0.0	0.0	0.0	0.0	0.0	0.0	0.0	0.0	0.0
105°	0.0	0.0	0.0	0.0	0.0	0.0	0.0	0.0	0.0	0.0	0.0
107.5°	0.0	0.0	0.0	0.0	0.0	0.0	0.0	0.0	0.0	0.0	0.0



REPORT NUMBER: P271773

CATALOG NUMBER: ISW-AF-600-LED-E1-SL3-7027

CANDELA DISTRIBUTION (continued):

	60°	61°	62°	63°	64°	65°	66°	67°	68°	69°	70°
110°	0.0	0.0	0.0	0.0	0.0	0.0	0.0	0.0	0.0	0.0	0.0
112.5°	0.0	0.0	0.0	0.0	0.0	0.0	0.0	0.0	0.0	0.0	0.0
115°	0.0	0.0	0.0	0.0	0.0	0.0	0.0	0.0	0.0	0.0	0.0
117.5°	0.0	0.0	0.0	0.0	0.0	0.0	0.0	0.0	0.0	0.0	0.0
120°	0.0	0.0	0.0	0.0	0.0	0.0	0.0	0.0	0.0	0.0	0.0
122.5°	0.0	0.0	0.0	0.0	0.0	0.0	0.0	0.0	0.0	0.0	0.0
125°	0.0	0.0	0.0	0.0	0.0	0.0	0.0	0.0	0.0	0.0	0.0
127.5°	0.0	0.0	0.0	0.0	0.0	0.0	0.0	0.0	0.0	0.0	0.0
130°	0.0	0.0	0.0	0.0	0.0	0.0	0.0	0.0	0.0	0.0	0.0
132.5°	0.0	0.0	0.0	0.0	0.0	0.0	0.0	0.0	0.0	0.0	0.0
135°	0.0	0.0	0.0	0.0	0.0	0.0	0.0	0.0	0.0	0.0	0.0
137.5°	0.0	0.0	0.0	0.0	0.0	0.0	0.0	0.0	0.0	0.0	0.0
140°	0.0	0.0	0.0	0.0	0.0	0.0	0.0	0.0	0.0	0.0	0.0
142.5°	0.0	0.0	0.0	0.0	0.0	0.0	0.0	0.0	0.0	0.0	0.0
145°	0.0	0.0	0.0	0.0	0.0	0.0	0.0	0.0	0.0	0.0	0.0
147.5°	0.0	0.0	0.0	0.0	0.0	0.0	0.0	0.0	0.0	0.0	0.0
150°	0.0	0.0	0.0	0.0	0.0	0.0	0.0	0.0	0.0	0.0	0.0
152.5°	0.0	0.0	0.0	0.0	0.0	0.0	0.0	0.0	0.0	0.0	0.0
155°	0.0	0.0	0.0	0.0	0.0	0.0	0.0	0.0	0.0	0.0	0.0
157.5°	0.0	0.0	0.0	0.0	0.0	0.0	0.0	0.0	0.0	0.0	0.0
160°	0.0	0.0	0.0	0.0	0.0	0.0	0.0	0.0	0.0	0.0	0.0
162.5°	0.0	0.0	0.0	0.0	0.0	0.0	0.0	0.0	0.0	0.0	0.0
165°	0.0	0.0	0.0	0.0	0.0	0.0	0.0	0.0	0.0	0.0	0.0
167.5°	0.0	0.0	0.0	0.0	0.0	0.0	0.0	0.0	0.0	0.0	0.0
170°	0.0	0.0	0.0	0.0	0.0	0.0	0.0	0.0	0.0	0.0	0.0
172.5°	0.0	0.0	0.0	0.0	0.0	0.0	0.0	0.0	0.0	0.0	0.0
175°	0.0	0.0	0.0	0.0	0.0	0.0	0.0	0.0	0.0	0.0	0.0
177.5°	0.0	0.0	0.0	0.0	0.0	0.0	0.0	0.0	0.0	0.0	0.0
180°	0.0	0.0	0.0	0.0	0.0	0.0	0.0	0.0	0.0	0.0	0.0



REPORT NUMBER: P271773

CATALOG NUMBER: ISW-AF-600-LED-E1-SL3-7027

CANDELA DISTRIBUTION (continued):

	71°	72°	73°	74°	75°	76°	77°	78°	79°	80°	81°
0°	914.4	914.4	914.4	914.4	914.4	914.4	914.4	914.4	914.4	914.4	914.4
2.5°	923.6	922.1	923.6	923.2	921.1	921.6	922.1	920.0	919.1	919.1	918.6
5°	915.5	914.4	915.5	914.9	911.8	911.3	911.3	909.7	907.6	906.1	905.1
7.5°	895.8	896.9	896.3	894.8	893.3	893.3	891.7	888.1	886.0	883.9	881.9
10°	873.6	873.6	874.1	873.6	871.1	870.0	867.9	865.9	866.4	861.3	857.2
12.5°	854.0	854.0	853.5	852.5	851.0	850.4	850.4	844.1	842.7	841.2	836.5
15°	835.4	836.5	836.5	836.5	833.9	833.9	831.3	827.2	827.2	822.6	817.9
17.5°	821.1	822.6	821.9	822.6	823.0	820.0	815.3	812.8	809.6	807.0	800.9
20°	808.7	809.6	810.1	810.1	808.7	806.6	802.5	798.2	796.2	791.0	783.3
22.5°	797.2	799.3	799.9	799.9	797.8	796.2	792.0	785.8	781.7	775.6	768.4
25°	792.7	795.2	793.7	794.7	792.7	789.0	783.3	778.1	771.9	764.2	756.6
27.5°	794.1	797.8	796.8	796.2	793.7	791.0	783.8	777.7	770.5	761.1	751.3
30°	803.4	809.6	807.0	805.0	804.5	798.2	791.6	782.9	774.6	763.6	752.4
32.5°	821.1	824.0	824.6	823.0	820.5	815.3	806.0	794.7	785.4	772.5	759.1
35°	849.9	853.0	852.0	852.0	849.3	841.2	829.8	818.4	805.5	791.0	777.1
37.5°	890.1	895.8	894.8	892.7	889.6	879.8	871.1	857.2	842.7	823.6	807.6
40°	940.7	949.5	957.2	955.7	948.4	939.6	931.5	915.5	901.0	879.8	862.2
42.5°	1008.9	1020.7	1030.4	1037.7	1034.6	1023.3	1008.9	1002.1	981.5	959.7	941.7
45°	1096.0	1120.7	1129.6	1138.3	1138.3	1131.1	1128.0	1114.5	1093.0	1064.0	1047.1
47.5°	1211.2	1244.2	1253.9	1268.9	1277.7	1269.9	1264.3	1241.5	1227.2	1187.4	1183.2
50°	1350.9	1384.0	1410.8	1428.3	1425.8	1432.4	1419.1	1406.2	1386.1	1353.6	1342.2
52.5°	1529.5	1555.9	1580.1	1590.4	1601.2	1599.7	1596.6	1587.8	1562.5	1544.9	1516.1
55°	1712.7	1734.4	1763.7	1780.8	1794.7	1792.2	1780.4	1759.2	1763.7	1727.1	1711.1
57.5°	1921.1	1944.9	1976.9	1992.9	1999.1	2030.6	2022.8	2020.2	2011.5	1998.5	1982.0
60°	2279.8	2286.5	2312.9	2353.1	2402.6	2392.7	2405.2	2413.5	2419.7	2390.7	2388.6
62.5°	2707.0	2715.3	2738.0	2746.3	2753.6	2754.6	2738.0	2738.0	2709.6	2672.5	2643.6
65°	2940.3	2923.3	2907.8	2899.0	2880.0	2862.9	2838.1	2804.6	2756.6	2699.2	2647.8
66°	2973.9	2939.3	2919.1	2896.9	2866.5	2835.1	2805.7	2759.8	2703.4	2635.4	2567.3
67.5°	2941.3	2893.9	2846.9	2814.4	2772.1	2715.3	2663.7	2610.0	2556.8	2463.5	2400.0
70°	2644.6	2587.8	2536.3	2465.1	2397.9	2342.2	2253.5	2160.1	2083.2	1985.2	1922.7
72.5°	1964.0	1897.0	1829.8	1729.7	1632.2	1617.8	1506.3	1396.3	1337.6	1258.5	1195.1
75°	970.1	885.5	765.3	711.5	633.7	595.5	574.4	494.9	475.8	397.9	396.8
77.5°	274.1	235.3	208.9	182.2	170.8	162.5	134.2	128.5	116.6	114.5	107.9
80°	103.8	98.1	95.5	92.9	90.3	88.8	87.8	83.6	81.6	78.4	76.9
82.5°	74.8	72.8	68.1	66.6	64.5	61.4	60.8	58.3	56.8	53.7	52.6
85°	50.6	48.0	45.5	42.8	41.8	41.3	39.7	38.6	37.7	36.1	35.7
87.5°	34.0	31.5	28.4	27.4	26.8	27.4	27.8	26.8	26.3	25.3	24.7
90°	4.1	5.7	5.2	5.2	6.2	5.2	5.2	5.7	5.2	5.2	4.6
92.5°	0.0	0.0	0.0	0.0	0.0	0.0	0.0	0.0	0.0	0.0	0.0
95°	0.0	0.0	0.0	0.0	0.0	0.0	0.0	0.0	0.0	0.0	0.0
97.5°	0.0	0.0	0.0	0.0	0.0	0.0	0.0	0.0	0.0	0.0	0.0
100°	0.0	0.0	0.0	0.0	0.0	0.0	0.0	0.0	0.0	0.0	0.0
102.5°	0.0	0.0	0.0	0.0	0.0	0.0	0.0	0.0	0.0	0.0	0.0
105°	0.0	0.0	0.0	0.0	0.0	0.0	0.0	0.0	0.0	0.0	0.0
107.5°	0.0	0.0	0.0	0.0	0.0	0.0	0.0	0.0	0.0	0.0	0.0



REPORT NUMBER: P271773
 CATALOG NUMBER: ISW-AF-600-LED-E1-SL3-7027

REPORT N
 CATALOG

CANDELA DISTRIBUTION (continued):

CANDELA

	71°	72°	73°	74°	75°	76°	77°	78°	79°	80°	81°	
110°	0.0	0.0	0.0	0.0	0.0	0.0	0.0	0.0	0.0	0.0	0.0	0°
112.5°	0.0	0.0	0.0	0.0	0.0	0.0	0.0	0.0	0.0	0.0	0.0	2.5°
115°	0.0	0.0	0.0	0.0	0.0	0.0	0.0	0.0	0.0	0.0	0.0	5°
117.5°	0.0	0.0	0.0	0.0	0.0	0.0	0.0	0.0	0.0	0.0	0.0	7.5°
120°	0.0	0.0	0.0	0.0	0.0	0.0	0.0	0.0	0.0	0.0	0.0	10°
122.5°	0.0	0.0	0.0	0.0	0.0	0.0	0.0	0.0	0.0	0.0	0.0	12.5°
125°	0.0	0.0	0.0	0.0	0.0	0.0	0.0	0.0	0.0	0.0	0.0	15°
127.5°	0.0	0.0	0.0	0.0	0.0	0.0	0.0	0.0	0.0	0.0	0.0	17.5°
130°	0.0	0.0	0.0	0.0	0.0	0.0	0.0	0.0	0.0	0.0	0.0	20°
132.5°	0.0	0.0	0.0	0.0	0.0	0.0	0.0	0.0	0.0	0.0	0.0	22.5°
135°	0.0	0.0	0.0	0.0	0.0	0.0	0.0	0.0	0.0	0.0	0.0	25°
137.5°	0.0	0.0	0.0	0.0	0.0	0.0	0.0	0.0	0.0	0.0	0.0	27.5°
140°	0.0	0.0	0.0	0.0	0.0	0.0	0.0	0.0	0.0	0.0	0.0	30°
142.5°	0.0	0.0	0.0	0.0	0.0	0.0	0.0	0.0	0.0	0.0	0.0	32.5°
145°	0.0	0.0	0.0	0.0	0.0	0.0	0.0	0.0	0.0	0.0	0.0	35°
147.5°	0.0	0.0	0.0	0.0	0.0	0.0	0.0	0.0	0.0	0.0	0.0	37.5°
150°	0.0	0.0	0.0	0.0	0.0	0.0	0.0	0.0	0.0	0.0	0.0	40°
152.5°	0.0	0.0	0.0	0.0	0.0	0.0	0.0	0.0	0.0	0.0	0.0	42.5°
155°	0.0	0.0	0.0	0.0	0.0	0.0	0.0	0.0	0.0	0.0	0.0	45°
157.5°	0.0	0.0	0.0	0.0	0.0	0.0	0.0	0.0	0.0	0.0	0.0	47.5°
160°	0.0	0.0	0.0	0.0	0.0	0.0	0.0	0.0	0.0	0.0	0.0	50°
162.5°	0.0	0.0	0.0	0.0	0.0	0.0	0.0	0.0	0.0	0.0	0.0	52.5°
165°	0.0	0.0	0.0	0.0	0.0	0.0	0.0	0.0	0.0	0.0	0.0	55°
167.5°	0.0	0.0	0.0	0.0	0.0	0.0	0.0	0.0	0.0	0.0	0.0	57.5°
170°	0.0	0.0	0.0	0.0	0.0	0.0	0.0	0.0	0.0	0.0	0.0	60°
172.5°	0.0	0.0	0.0	0.0	0.0	0.0	0.0	0.0	0.0	0.0	0.0	62.5°
175°	0.0	0.0	0.0	0.0	0.0	0.0	0.0	0.0	0.0	0.0	0.0	65°
177.5°	0.0	0.0	0.0	0.0	0.0	0.0	0.0	0.0	0.0	0.0	0.0	66°
180°	0.0	0.0	0.0	0.0	0.0	0.0	0.0	0.0	0.0	0.0	0.0	67.5°
												70°
												72.5°
												75°
												77.5°
												80°
												82.5°
												85°
												87.5°
												90°
												92.5°
												95°
												97.5°
												100°
												102.5°
												105°
												107.5°



NUMBER: P271773
 NUMBER: ISW-AF-600-LED-E1-SL3-7027

REPORT NUMBER: P
 CATALOG NUMBER:

DISTRIBUTION (continued):											CANDELA DISTRIBUTION	
82°	83°	84°	85°	86°	87°	88°	89°	90°	95°	105°		82°
914.4	914.4	914.4	914.4	914.4	914.4	914.4	914.4	914.4	914.4	914.4	110°	0.0
917.5	915.9	916.5	914.4	913.8	914.9	915.5	915.5	913.8	904.6	893.7	112.5°	0.0
904.1	901.0	900.6	898.9	896.3	899.5	897.9	895.3	892.2	881.3	860.1	115°	0.0
879.4	877.3	874.7	872.6	871.1	870.0	869.5	867.0	861.3	841.2	805.5	117.5°	0.0
855.5	853.0	849.9	845.2	843.1	840.1	840.1	833.9	829.8	804.5	751.8	120°	0.0
832.3	827.7	826.1	823.0	817.4	814.9	811.2	805.0	798.9	768.4	699.2	122.5°	0.0
814.9	810.1	803.4	801.4	795.2	789.5	784.8	776.7	769.8	729.6	643.9	125°	0.0
795.7	792.0	784.8	780.2	773.5	766.8	759.1	748.7	744.1	693.0	591.4	127.5°	0.0
780.2	771.9	763.6	759.6	751.3	743.5	735.8	723.5	714.2	656.9	535.6	130°	0.0
762.1	754.9	746.1	738.9	727.5	718.8	710.0	697.2	685.8	620.3	479.3	132.5°	0.0
749.7	739.5	730.1	721.9	709.0	698.7	686.3	672.4	661.1	585.2	417.4	135°	0.0
742.6	732.3	720.4	710.0	695.1	683.3	669.8	654.3	639.9	556.8	359.1	137.5°	0.0
740.6	728.1	715.7	702.8	687.3	672.4	656.4	640.9	622.3	529.4	295.7	140°	0.0
746.7	731.7	717.7	702.4	684.3	667.2	651.2	631.1	612.6	505.7	233.2	142.5°	0.0
763.6	745.6	729.6	712.6	692.0	673.4	654.3	631.6	610.9	489.1	178.5	145°	0.0
790.6	773.5	754.9	737.9	714.2	693.5	672.4	648.1	623.3	482.5	134.7	147.5°	0.0
844.8	821.9	802.9	784.8	757.5	736.4	712.1	682.7	654.9	488.7	112.5	150°	0.0
920.7	892.2	874.7	858.7	824.6	801.4	773.5	739.9	708.5	506.3	99.0	152.5°	0.0
1025.3	1003.7	972.1	947.4	912.9	887.1	856.1	815.8	780.8	531.0	92.3	155°	0.0
1156.4	1128.0	1097.1	1071.8	1034.1	989.2	956.8	908.2	868.5	569.6	89.3	157.5°	0.0
1316.8	1282.8	1241.1	1219.9	1167.8	1132.7	1089.4	1037.3	986.7	629.5	90.8	160°	0.0
1491.3	1454.6	1422.2	1382.0	1334.4	1295.3	1253.9	1198.7	1135.3	743.1	96.9	162.5°	0.0
1675.5	1651.8	1620.8	1568.7	1542.9	1493.3	1440.7	1379.9	1333.9	890.7	112.0	165°	0.0
1943.8	1918.0	1914.5	1863.4	1824.2	1779.3	1738.0	1687.4	1633.2	1152.7	147.1	167.5°	0.0
2356.6	2329.8	2299.4	2259.7	2213.2	2157.5	2106.3	2038.3	1977.9	1415.5	163.6	170°	0.0
2601.3	2551.7	2497.0	2436.7	2369.1	2299.9	2231.3	2144.1	2056.4	1431.4	147.6	172.5°	0.0
2580.7	2519.3	2449.6	2367.6	2296.2	2211.2	2137.3	2024.9	1944.9	1274.5	120.2	175°	0.0
2504.3	2420.1	2354.5	2279.3	2190.0	2113.6	2035.6	1924.8	1833.4	1168.8	110.0	177.5°	0.0
2308.6	2237.0	2146.1	2073.8	2007.8	1916.5	1843.2	1739.5	1676.6	1013.5	98.5	180°	0.0
1845.3	1746.2	1669.3	1613.1	1538.3	1455.7	1390.7	1303.5	1247.7	670.9	85.2		
1074.9	1050.1	963.9	915.5	870.0	802.9	751.3	709.5	636.3	325.1	75.4		
331.3	308.1	305.0	259.0	274.1	234.3	228.1	207.5	207.5	124.9	59.4		
105.8	103.8	99.6	94.0	91.9	91.9	89.3	88.8	84.6	67.0	44.4		
74.8	73.3	71.8	70.2	69.2	69.7	67.6	66.6	65.6	48.5	35.1		
51.7	50.0	46.9	46.9	45.9	45.5	45.9	43.8	43.4	34.0	29.5		
35.1	34.6	34.0	33.6	33.0	32.5	32.0	30.5	29.5	23.7	20.6		
23.3	19.7	19.1	16.5	16.0	15.5	14.5	15.5	17.1	17.1	13.5		
5.2	4.6	5.2	5.2	4.1	4.6	4.6	3.6	3.6	5.2	4.6		
0.0	0.0	0.0	0.0	0.0	0.0	0.0	0.0	0.0	0.0	0.0		
0.0	0.0	0.0	0.0	0.0	0.0	0.0	0.0	0.0	0.0	0.0		
0.0	0.0	0.0	0.0	0.0	0.0	0.0	0.0	0.0	0.0	0.0		
0.0	0.0	0.0	0.0	0.0	0.0	0.0	0.0	0.0	0.0	0.0		
0.0	0.0	0.0	0.0	0.0	0.0	0.0	0.0	0.0	0.0	0.0		
0.0	0.0	0.0	0.0	0.0	0.0	0.0	0.0	0.0	0.0	0.0		
0.0	0.0	0.0	0.0	0.0	0.0	0.0	0.0	0.0	0.0	0.0		
0.0	0.0	0.0	0.0	0.0	0.0	0.0	0.0	0.0	0.0	0.0		
0.0	0.0	0.0	0.0	0.0	0.0	0.0	0.0	0.0	0.0	0.0		

'271773
 ISW-AF-600-LED-E1-SL3-7027

REPORT NUMBER: P271773
 CATALOG NUMBER: ISW-AF-60

TION (continued):

CANDELA DISTRIBUTION (con

83°	84°	85°	86°	87°	88°	89°	90°	95°	105°		115°	125°
0.0	0.0	0.0	0.0	0.0	0.0	0.0	0.0	0.0	0.0	0°	914.4	914.4
0.0	0.0	0.0	0.0	0.0	0.0	0.0	0.0	0.0	0.0	2.5°	884.5	876.2
0.0	0.0	0.0	0.0	0.0	0.0	0.0	0.0	0.0	0.0	5°	837.5	819.0
0.0	0.0	0.0	0.0	0.0	0.0	0.0	0.0	0.0	0.0	7.5°	774.0	737.9
0.0	0.0	0.0	0.0	0.0	0.0	0.0	0.0	0.0	0.0	10°	701.3	649.1
0.0	0.0	0.0	0.0	0.0	0.0	0.0	0.0	0.0	0.0	12.5°	625.8	559.4
0.0	0.0	0.0	0.0	0.0	0.0	0.0	0.0	0.0	0.0	15°	555.7	467.5
0.0	0.0	0.0	0.0	0.0	0.0	0.0	0.0	0.0	0.0	17.5°	482.0	373.1
0.0	0.0	0.0	0.0	0.0	0.0	0.0	0.0	0.0	0.0	20°	411.2	281.8
0.0	0.0	0.0	0.0	0.0	0.0	0.0	0.0	0.0	0.0	22.5°	331.3	197.6
0.0	0.0	0.0	0.0	0.0	0.0	0.0	0.0	0.0	0.0	25°	243.0	143.5
0.0	0.0	0.0	0.0	0.0	0.0	0.0	0.0	0.0	0.0	27.5°	173.5	114.5
0.0	0.0	0.0	0.0	0.0	0.0	0.0	0.0	0.0	0.0	30°	129.5	96.5
0.0	0.0	0.0	0.0	0.0	0.0	0.0	0.0	0.0	0.0	32.5°	103.8	83.6
0.0	0.0	0.0	0.0	0.0	0.0	0.0	0.0	0.0	0.0	35°	88.2	75.9
0.0	0.0	0.0	0.0	0.0	0.0	0.0	0.0	0.0	0.0	37.5°	78.9	70.7
0.0	0.0	0.0	0.0	0.0	0.0	0.0	0.0	0.0	0.0	40°	73.8	68.1
0.0	0.0	0.0	0.0	0.0	0.0	0.0	0.0	0.0	0.0	42.5°	70.7	65.6
0.0	0.0	0.0	0.0	0.0	0.0	0.0	0.0	0.0	0.0	45°	69.2	64.0
0.0	0.0	0.0	0.0	0.0	0.0	0.0	0.0	0.0	0.0	47.5°	68.1	61.9
0.0	0.0	0.0	0.0	0.0	0.0	0.0	0.0	0.0	0.0	50°	67.0	61.9
0.0	0.0	0.0	0.0	0.0	0.0	0.0	0.0	0.0	0.0	52.5°	67.6	62.9
0.0	0.0	0.0	0.0	0.0	0.0	0.0	0.0	0.0	0.0	55°	70.2	62.9
0.0	0.0	0.0	0.0	0.0	0.0	0.0	0.0	0.0	0.0	57.5°	74.3	62.9
0.0	0.0	0.0	0.0	0.0	0.0	0.0	0.0	0.0	0.0	60°	77.4	64.0
0.0	0.0	0.0	0.0	0.0	0.0	0.0	0.0	0.0	0.0	62.5°	78.4	66.0
0.0	0.0	0.0	0.0	0.0	0.0	0.0	0.0	0.0	0.0	65°	77.4	67.0
0.0	0.0	0.0	0.0	0.0	0.0	0.0	0.0	0.0	0.0	66°	76.4	67.0
0.0	0.0	0.0	0.0	0.0	0.0	0.0	0.0	0.0	0.0	67.5°	74.8	66.0
										70°	71.2	61.9
										72.5°	64.0	55.8
										75°	54.7	44.8
										77.5°	44.4	36.1
										80°	33.0	27.4
										82.5°	24.3	21.2
										85°	17.1	14.9
										87.5°	10.3	9.3
										90°	2.5	2.5
										92.5°	0.0	0.0
										95°	0.0	0.0
										97.5°	0.0	0.0
										100°	0.0	0.0
										102.5°	0.0	0.0
										105°	0.0	0.0
										107.5°	0.0	0.0



REPORT NUMBER: P271773

CATALOG NUMBER: ISW-AF-600-LED-E1-

00-LED-E1-SL3-7027

tinued):

135°	145°	155°	165°	175°	180°
914.4	914.4	914.4	914.4	914.4	914.4
870.5	870.0	857.2	854.6	845.8	850.4
796.8	787.9	764.7	760.1	750.4	747.7
708.5	684.3	665.6	645.1	625.4	635.2
605.3	564.6	523.7	496.9	486.2	482.5
507.3	434.0	382.9	330.3	311.7	318.4
388.6	305.0	236.8	206.4	188.8	185.8
274.1	195.7	164.1	156.3	152.7	152.7
185.8	149.1	137.4	133.7	133.7	134.2
141.4	125.4	120.2	120.7	122.8	123.3
117.0	110.9	108.3	112.0	116.2	116.6
101.1	99.6	100.1	104.7	108.9	109.4
88.8	90.3	92.3	96.5	100.1	101.1
79.9	82.6	84.1	86.7	88.8	89.3
73.8	76.9	76.4	78.0	79.5	79.9
70.2	71.8	70.2	71.2	71.2	72.2
67.0	67.6	64.9	65.6	66.6	66.6
64.0	63.5	60.8	61.9	63.5	64.0
60.8	59.8	57.9	59.8	62.4	62.9
58.3	57.3	56.2	58.7	61.9	62.4
57.3	56.2	55.2	58.7	61.9	62.4
57.3	56.2	55.2	57.9	60.8	61.4
57.9	56.8	54.7	57.3	59.4	59.8
58.3	57.3	53.7	55.2	56.2	56.8
58.3	56.2	52.6	53.2	53.2	53.7
57.3	54.7	50.6	50.6	50.0	50.0
57.3	52.6	48.5	47.5	46.4	46.4
56.8	52.1	48.0	46.4	44.8	44.8
55.8	51.1	46.9	44.8	43.4	43.4
52.1	49.0	44.4	42.3	40.7	40.2
46.4	44.8	41.3	39.7	38.2	37.7
39.3	39.7	37.7	36.7	35.1	34.6
33.0	34.0	33.0	32.5	31.5	30.9
26.3	28.4	27.4	27.4	27.8	26.8
20.1	22.6	21.6	22.6	23.7	22.2
13.9	16.5	16.5	17.1	17.6	16.5
8.7	10.8	10.3	10.8	10.8	10.3
2.1	3.6	2.1	3.1	2.5	2.1
0.0	0.0	0.0	0.0	0.0	0.0
0.0	0.0	0.0	0.0	0.0	0.0
0.0	0.0	0.0	0.0	0.0	0.0
0.0	0.0	0.0	0.0	0.0	0.0
0.0	0.0	0.0	0.0	0.0	0.0
0.0	0.0	0.0	0.0	0.0	0.0
0.0	0.0	0.0	0.0	0.0	0.0
0.0	0.0	0.0	0.0	0.0	0.0
0.0	0.0	0.0	0.0	0.0	0.0

CANDELA DISTRIBUTION (continued):

	115°	125°	135°
110°	0.0	0.0	0.0
112.5°	0.0	0.0	0.0
115°	0.0	0.0	0.0
117.5°	0.0	0.0	0.0
120°	0.0	0.0	0.0
122.5°	0.0	0.0	0.0
125°	0.0	0.0	0.0
127.5°	0.0	0.0	0.0
130°	0.0	0.0	0.0
132.5°	0.0	0.0	0.0
135°	0.0	0.0	0.0
137.5°	0.0	0.0	0.0
140°	0.0	0.0	0.0
142.5°	0.0	0.0	0.0
145°	0.0	0.0	0.0
147.5°	0.0	0.0	0.0
150°	0.0	0.0	0.0
152.5°	0.0	0.0	0.0
155°	0.0	0.0	0.0
157.5°	0.0	0.0	0.0
160°	0.0	0.0	0.0
162.5°	0.0	0.0	0.0
165°	0.0	0.0	0.0
167.5°	0.0	0.0	0.0
170°	0.0	0.0	0.0
172.5°	0.0	0.0	0.0
175°	0.0	0.0	0.0
177.5°	0.0	0.0	0.0
180°	0.0	0.0	0.0

